

Representation of Women in City Property

Date Issued: May 22, 2023

2022 Edition

**THIS PAGE LEFT INTENTIONALLY
BLANK**



City and County of San Francisco Department on the Status of Women



Dear Honorable Mayor Breed and Board of Supervisors:

Please find attached the 2022 Representation of Women in City Property report. This report details the extent to which women are represented in publicly accessible art pieces, streets, buildings and parks in the City and County of San Francisco, as called for in Ordinance 243-18. **Our analysis shows that women are still vastly underrepresented, compared to men, in public spaces across San Francisco, only averaging 14 percent of representation in public property, less than half the City's goal of 30 percent representation.**

Ordinance 243-18, passed in 2018, mandates that women be represented in 30 percent of public artwork, streets, buildings and parks. The representation of historically marginalized groups is an essential goal for the City to pursue; when a group is represented enough, they are no longer seen as token parts of society but as equal contributors. To further this goal, the Department on the Status of Women produces the following report to track the level at which women are represented in our City and the progress the City has made.

Our data shows that only 14 percent of public representations of historical individuals were women, less than half of the City's goal. Further, we found that women were represented in 21 percent of art pieces, 7 percent of street names, 30 percent of building names and 24 percent of park names. This low level of representation is particularly problematic because there has been little progress toward the City's goal over the past few years. Our analysis found only slight tangible increases in the representation of women in public spaces since our last report was published in 2020.

The findings in this report demonstrate the need for the City to dramatically increase the representation of women, girls and nonbinary people in public spaces. San Francisco's commitment to being a truly gender equitable City demands and requires that we do more. As such, the Department on the Status of Women is recommending a new approach to help substantially increase the representation of these groups to honor the rich tradition of strong, fierce women that have and continue to create impact and positive change in San Francisco.

The representation of women in City property does not meet the goals set by the Ordinance. To hit the goal of the Ordinance in every category, the City would need to add 21 pieces of art, 200 streets and 14 parks named solely after women. Further, while building names have met the goals of the Ordinance, there would need to be 35 new buildings named after women to accomplish true parity between men and women.

If San Francisco is serious in its commitment to become a fully equitable City across all indexes, then the equal representation of women, girls and nonbinary people in public art, buildings, streets and parks is essential. People must see themselves reflected throughout our community.

To that end, the Department on the Status of Women recommends that all new representations of historical figures in San Francisco be named after, or represent, historical women, girls and/or nonbinary people, for the foreseeable future. Further, plans for new projects akin to the Rainbow Honor Walk that focus on the representation of these groups would go a long way toward improving their representation in public spaces. The City and County of San Francisco has an opportunity to make real progress, accomplish the goals set by the Ordinance and make representation more equitable for women, girls and nonbinary people. It's too important not to.

Kimberly Ellis,
Director of the San Francisco Department on the Status of Women

Table of Contents

I.	Introduction	1
II.	Findings.....	3
III.	Public Art	4
IV.	Street Names	5
V.	Building Names.....	7
VI.	Parks and Open Spaces	8
VII.	Methodology.....	9
VIII.	Conclusion	10
IX.	Appendix.....	12
X.	Acknowledgements	19

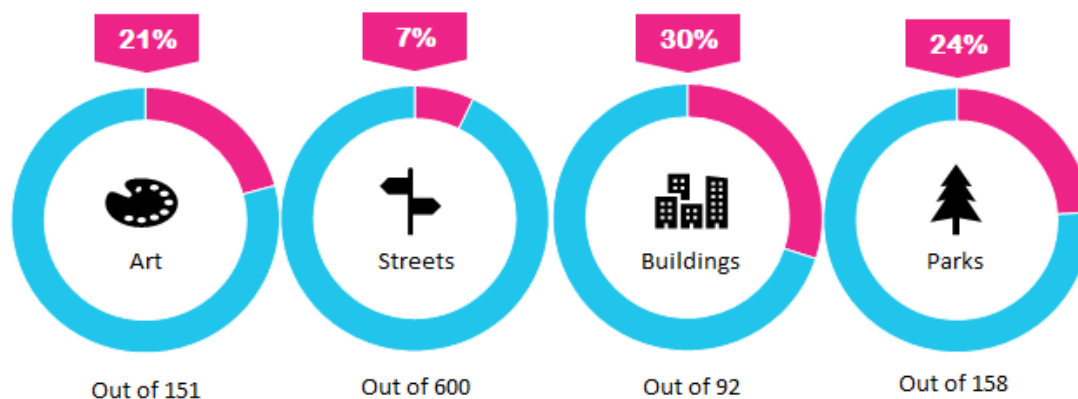
Executive Summary

In October 2018, the Board of Supervisors passed, and Mayor London N. Breed signed, Ordinance 243-18 ("the Ordinance") to expand the extent to which women are represented and commemorated in the public sphere, including in artwork, statues, street names, facilities, parks and more. It establishes a City policy that mandates that at least 30 percent of historical figures depicted or recognized in the public sphere be women. This level of representation is critical because studies suggest that 30 percent is the proportion at which a critical mass is reached so that a member of an underrepresented community is no longer seen as a token but can influence organizational culture and decision-making¹.

The Ordinance set forth the effort to increase women's representation with a work of public art depicting Maya Angelou, an American poet, civil rights activist and San Francisco's first female cable car operator, which was to be installed in front of the Main Library by December 31, 2020. Lava Thomas, a Bay Area multidisciplinary artist who tackles issues of race, gender, representation, and memorialization, was commissioned to create the piece depicting Maya Angelou. While the artist's selection was initially blocked and later approved by the Arts Commission in a controversial process, it has begun fabrication.

The Ordinance also created a fund to accept gifts for designing, constructing, repairing and maintaining public art depicting historical women. The Ordinance further requires the Department on the Status of Women ('the Department' or 'DOSW') to report on the representation of women in public art, streets, buildings and parks biennially, starting from 2020. This report is the third such report produced by DOSW, following an initial benchmarking report issued in 2019 and a follow-up report released in 2020.

In 2022, women were represented in 21 percent of art pieces, 7 percent of street names, 30 percent of building names and 24 percent of park names, for an average representation of 14 percent. While this is an increase in representation compared to our 2020 report, there has not been a substantive increase in the representation of women in City property over the last two years. Instead, the higher levels of female representation shown in this report are primarily due to an undercounting in the previous report. The figure below shows the proportion of nonfictional women recognized in public property in 2022:



¹ "Does Critical Mass Matter? Views from the Boardroom." Broome, L. L., Conley, J.M., & Krawiec, D.K. (2010) https://scholarship.law.duke.edu/cgi/viewcontent.cgi?article=3085&context=faculty_scholarship

I. Introduction

Public art and other representations of individuals on City property serve as a vehicle to recognize people who have significantly contributed to society. However, historically, such recognition has been reserved for men. Nationally, the United States has less than 200 statues depicting real historical women, which represents only about 4 percent of all public statues of historical figures.² Generally, statues tend to portray war heroes or elected officials who are overwhelmingly white men. When women are portrayed in statues, they are often hypersexualized, fictional characters or a means to carry a metaphor, such as Lady Liberty. This disparity demonstrates the importance of measuring and monitoring how represented women are in our City.

Women have accomplished an extensive array of achievements throughout history and, today, hold more positions of power than ever. Unfortunately, the recognition of women in the public sphere is abysmally low compared to men. Recent efforts to change this underrepresentation of women were catalyzed by the [Empowerment 2026](#) movement led by former US Treasurer Rosie Rios, who was known for initiating the process to feature a woman on US currency. Empowerment 2026's efforts extended to women's representation in the public sphere, including statues.

This movement inspired several US cities to take action. For example, before the Empowerment 2026 movement, New York City had only 5 statues depicting historical women³. Since 2020, New York City has unveiled multiple new statues of women, including Elizabeth Cady Stanton, Sojourner Truth, Susan B. Anthony and Ruth Bader Ginsberg.

With the passage of [Ordinance 243-18](#), San Francisco similarly hopes to increase the representation of women in the public sphere by breaking what some call the "bronze ceiling." The Ordinance requires regular reporting by the San Francisco Department on the Status of Women on the progress the City has made toward reaching 30 percent representation for women in public art, streets, buildings and parks. This is the third such report following the initial benchmark report issued in 2019 and a follow-up report released in 2020.

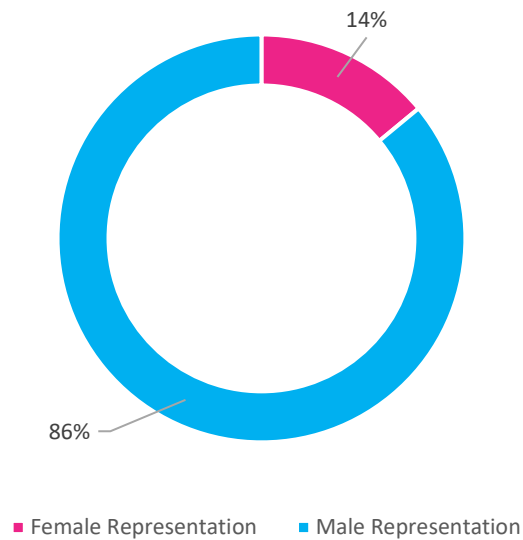


Representation is important. Psychologists, such as Albert Bandura, suggest that, at early stages of development, we tend to perform observational learning: the idea that we imitate what we see. If women and girls do not see accomplished women honored in their cities as much as men do, they may be at danger of asking themselves: "Are women even capable of accomplishing great things?" This in turn may limit their aspirations and the fields young women enter, like science, politics and business.

² "Lifetime Herstory Map." Lifetime. <https://www.mylifetime.com/about-lifetimes-herstory-map-a-guide-to-americas-statues-of-women>. Smithsonian American Art Museum's Art Inventories Catalog, <https://www.si.edu/spotlight/women-in-wwi/smithsonian-american-art-museum-arts-inventories-catalog>

³ Ibid

Total Female Representation

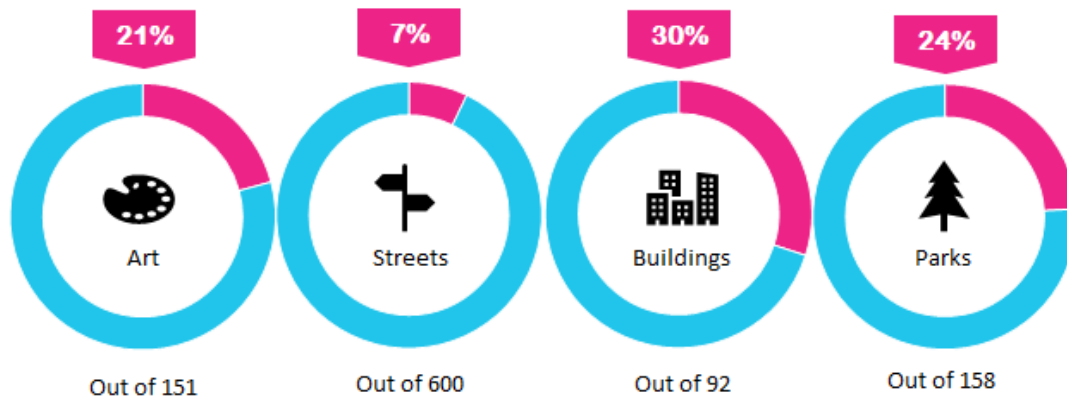


As of December 2022, the City is slightly less than halfway to its 30 percent goal. The overall representation of women in City property averages 14 percent. Street names had the lowest level of representation for women at only 7 percent, and building names had the most at 30 percent. This year, there were a total of 1001 representations or depictions of historical figures on City property reported to DOSW, 140 representing women and 861 of men. While this represents a 2 percent increase in the level of representation of women compared to our 2020 report, this does not represent an actual increase in representation of that

magnitude. While some of this increase (less than 1 percent of the total 2 percent) is due to an actual increase in representation, particularly in the parks category, most of it is due to a general undercounting in our previous report.

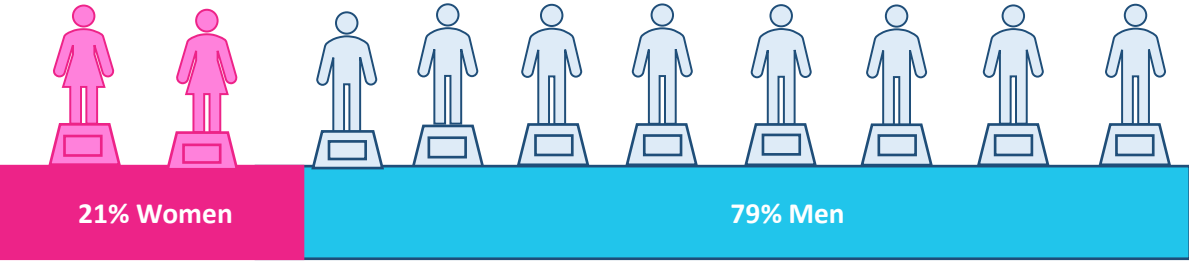
II. Findings

Based on the data gathered, the results of the analysis of the representation of women in City property, including public art, street names, buildings names and parks and open spaces, are as follows:



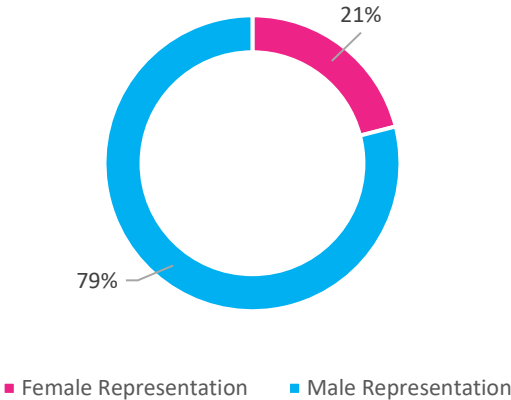
The City has 151 pieces of public art, 21 percent (31) of which depict or represent women, including sculptures, monuments and plaques. City streets are currently the furthest from the City's goal. Of 600 streets named after historical figures, only 7 percent (43) are named after women, 23 percentage points below the City's goal. Building names are the only category to meet the City's goal, with 28 out of 92 buildings being named after women, or about 30 percent. Building names include City property recognizing nonfictional figures such as buildings, rooms, facilities and other fully enclosed structures. Our data covered 158 depictions of historical individuals in City parks, 24 percent of which were women (38). The parks category includes other facilities and outdoor spaces open to the public, such as courts, playgrounds, other features within parks and some non-green open spaces. In all these categories, it is common that the individuals featured, either by name or figuratively, were involved in funding that feature or the City more broadly. Each of these categories is discussed in more detail in the subsequent sections.

III. Public Art



Public art refers to all permanently sited works of art in public spaces, including sculptural monuments, memorials, benches, gates or plaques. Public works of art include depictions of nonfictional historical individuals through three-dimensional figures that honor a real person in their likeness or represent them through symbolic artwork or a plaque. This category also includes figurative depictions recognizing historical people (i.e., Comfort Women, Holocaust Survivors, Volunteer Firefighters). Data in this section comes from the Arts Commission (98 pieces), the Recreation and Parks Department (17 pieces) and the Rainbow Honor Walk (36 pieces). In total, there are 119 artworks depicting or recognizing historical men (79 percent), 31 pieces representing historical women (21 percent) and one piece recognizing a nonbinary person. This category is 9 percentage points behind the Ordinance's 30 percent goal. Meeting this goal would require the addition of approximately 21 monuments named after or depicting historical women. According to our data, there have been no new representations of women added to City property (in this category) since 2020, though there has been progress made on the Maya Angelou statue by Lava Thomas.

Female Representation in Art



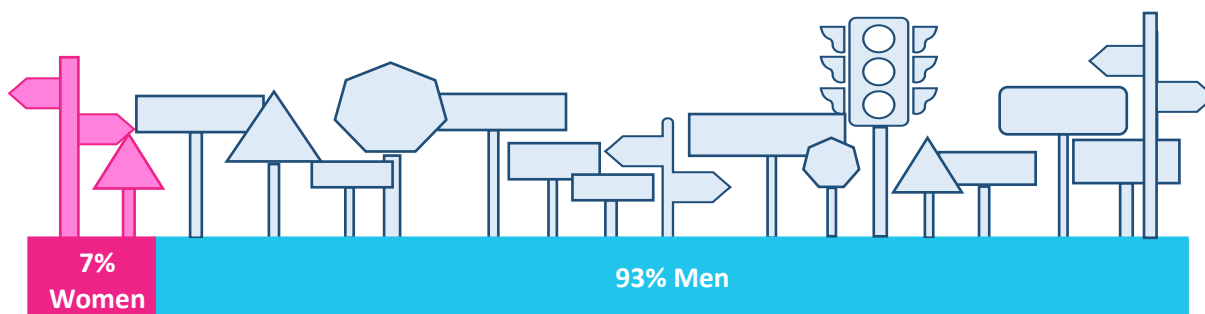
While there has been little movement since 2020, there are still projects we can look to as an example for increasing the representation of women in art across the City. The Rainbow Honor Walk, located in San Francisco's Castro neighborhood, is an excellent example of art intentionally focusing on representing underprivileged groups. A nonprofit organization of the same name selected the LGBTQ+ honorees and funded the creation of the plaques that were approved by the Arts Commission

and installed into the sidewalk by Public Works, who also has an ongoing role of maintaining them. This landmark features portraits and descriptions of 36 pioneers of the LGBTQ+ community who have contributed to society in a variety of fields. This project does have an above-average representation of women; thirty-three percent of the honorees here identify as women (12), which is about 7 percent higher than the City average. This project also

includes multiple transgender and nonbinary people, including Christine Jorgensen, one of the first people in the US widely known to have sex reassignment surgery and another transgender pioneer.⁴ There was also one honoree identified as nonbinary, We'wha, a famous Two-Spirit Zuni advocate.⁵ Future reports should seek to address our current inability to collect data on transgender or nonbinary people.

The data in this report lacks two-dimensional works of art, such as murals, paintings and mosaics. Hopefully, these will be included in future updates to this report to allow for a more comprehensive picture of who is represented in public art. Despite the underrepresentation of women depicted in works of public art, the Arts Commission has made a significant effort towards supporting gender equality in the arts by awarding 50 percent of its commissions to female artists.

IV. Street Names

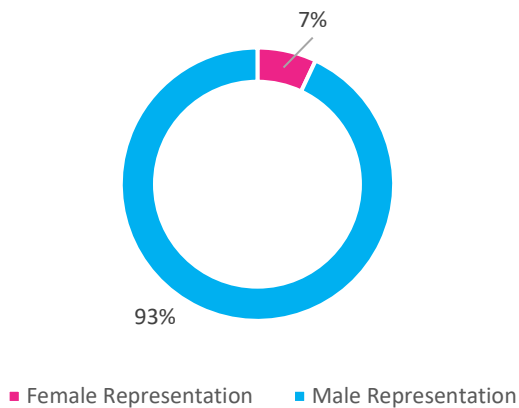


The representation of women in San Francisco's street names includes all City-owned avenues, streets, drives, ways, lanes, courts, places and roads reported by Public Works and the Recreation and Parks Department. Of the 600 streets named after historical individuals, 93 percent are named after men (557) and 7 percent are named after women (43). This category is 23 percentage points behind the Ordinance's 30 percent goal. In order to reach the goals of the Ordinance, the City would need to name approximately 200 new streets for women.

⁴ Classified by gender for each honoree's self-identified gender.

⁵ "Transgender Spotlight: We'wha." Massachusetts Transgender Political Coalition. (2014). <https://www.masstpc.org/wewha/>

Female Representation in Street Names




Streets named after historical women are not equally distributed across San Francisco. Two clusters of streets are named for women: the Bayview-Hunters Point neighborhood and the Lake Merced Area. Of the existing 43 streets named after historical women in San Francisco, the Bayview-Hunters Point neighborhood has the most, with twelve. Ten of these streets in the Bayview-Hunters Point neighborhood are named after racially diverse activists who had great impact in Bayview-Hunters Point. For example, the "Big 5," a group of local African

American women advocates from the 1960s, Julia Commer, Osceola Washington, Elouise Westbrook, Bertha Freeman and Beatrice Dunbar.

Lake Merced, located near San Francisco State University and the surrounding student housing, has the second most streets named after historical women, with seven. Four out of seven of these streets, which surround a roundabout, are named after members of the Juan Bautista de Anza expedition to San Francisco during 1775-1776, including Juan Bautista de Anza's wife, Juana Cardenas. The rest of the streets are dispersed around the City.

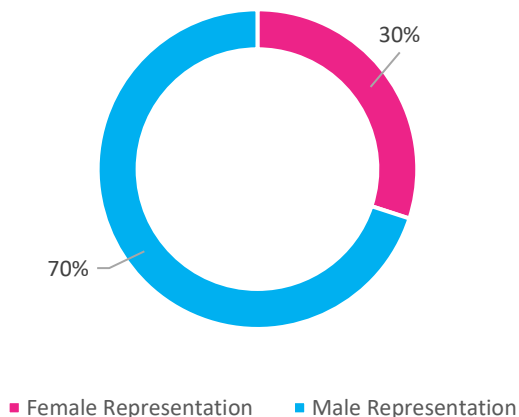
Since our 2020 report, only one street name has been changed to represent women: Mrs. Jackson Way. As such, the proportion of women in this category has stagnated since our last report, staying at 7 percent. This is particularly concerning because street names represent the largest category in this report and the category with the lowest level of representation. This means that without significant change in this category, it would be nearly impossible for the City to reach its representation goals.

V. Building Names




The representation of women in City-owned buildings includes buildings, clubhouses, conference halls, museums, recreation centers, community rooms, auditoriums, staircases, rooms and other enclosed places open to the public. There are 92 City-owned buildings and other spaces named after nonfictional individuals, of which 70 percent (64) are named after men and 30 percent (28) are named after women. This category is at the Ordinance's 30 percent goal. However, building names represent the smallest category in terms of the absolute number of representations and do not reflect the overall trends of representation across the City. It should also be noted that the goal of the Ordinance is to set a floor for representation at the critical threshold of 30 percent, but we can and should strive for true parity (50 percent representation). As such, while building names meet the obligation of the Ordinance, 35 new buildings would need to be named after women to reach parity between men and women.

Female Representation in Building Names



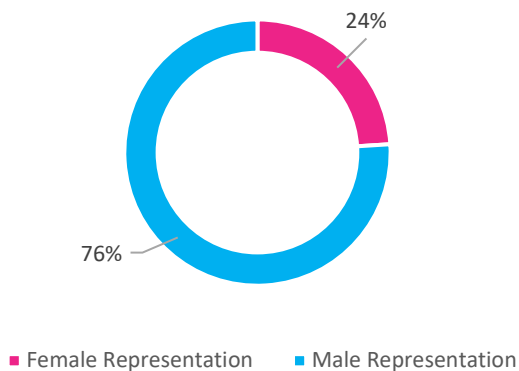
In 2020, we found that women were represented in 27 percent of buildings, 3 percent lower than our current data. However, this is entirely due to an undercounting in our previous report; our data shows that no new buildings named after women have been added since 2020.

VI. Parks and Open Spaces



The representation of women in parks and open spaces include public park sites, hills, gardens, playgrounds, tennis courts, squares, groves, yacht harbors, piazzas, golf courses, trees and plazas. Under this category, there are 158 spaces named for historical individuals, with men comprising 76 percent (120) and women comprising 24 percent (38). This category is 6 percentage points behind the Ordinance's 30 percent goal of representation of women in the naming of public parks and open spaces. Meeting the goals of the Ordinance would require the addition of 14 spaces or facilities to be named after women.

Female Representation in Parks and Facilities



The data noted here represents a slight increase in the representation of women in this category when compared to our previous reports. In 2020, we found that only 20 percent of areas in this category were named after women, meaning women's representation has increased by 4 percent. However, as previously noted, there was a general undercounting of female representation in 2020. Unlike previous categories, there were a few cases of new representations of women in the parks and open spaces category since 2020. For example, The

Lisa & Douglas Goldman Tennis Center opened in 2021. Similarly, the Visitacion Valley Playground was renamed the Yik Oi Huang Peace & Friendship Park, after Yik Oi Huang, a female San Francisco resident who was attacked in the park and later died. The attack prompted a public petition to rename the park in her honor, which Supervisor Shamann Walton and the Recreation and Parks Department supported and was finalized in 2022.

VII. Methodology

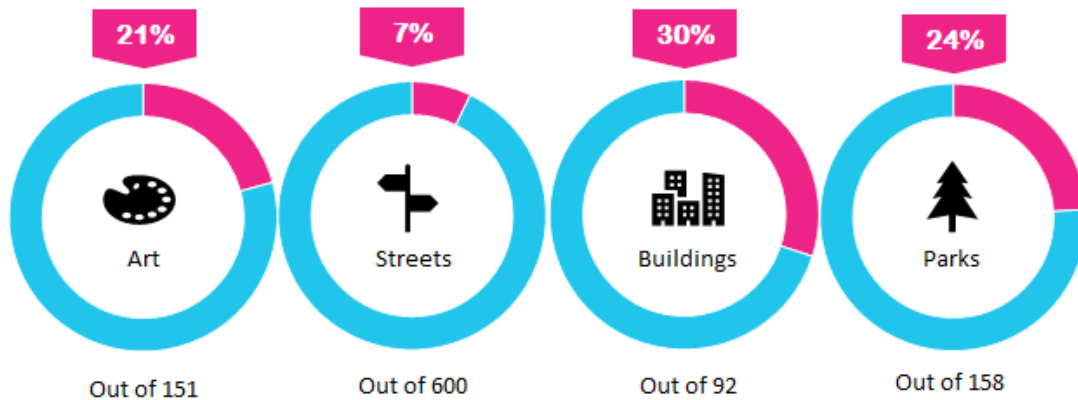
City departments provided the data for this report as required by Ordinance 243-18, including the Arts Commission, the City Administrator, Public Works and the Recreation and Parks Department. Departments compiled a list of historical figures depicted or recognized by name in properties under their jurisdiction. Artwork in museums and spaces requiring an admission fee were excluded per the Ordinance. Data that was posted on each department's website or received by the Department on the Status of Women by the end of 2022 was included in this report. This data was supplemented by information gathered on art pieces that are part of the Rainbow Honor Walk, a series of plaques maintained by the City honoring LGTBQ+ individuals.

This analysis aims to measure the current proportion of public property depicting or recognizing nonfictional historical women and monitor progress towards the City's goal of reaching at least 30 percent representation of women in City property, both overall and within each of the four listed categories. This report highlights the importance of the representation and commemoration of women. It also serves to measure gender equity in the public sphere and to inform future naming decisions and depictions of historical people.

This report is the third report of its kind, with previous reports being issued in 2019 and 2020, and uses the same methodology presented in our 2020 report. Each subsection of City property (public art, streets, buildings and parks) includes data from multiple City departments. When multiple departments reported on the same piece of art, duplicates were deleted to ensure that representations were not counted multiple times. Any public art, streets, buildings or parks that depict or recognize more than one person were coded as one representation of women or men. Any representation of both men and women was counted as both a male and a female representation. For example, if there were ten statues, all of which depicted both men and women, this report would reflect ten statues of men and ten statues of women in its data (50 percent female representation out of 20 pieces of art). Additionally, the method for establishing whether an aspect of City property depicts a nonfictional figure includes public art figuratively depicting a historical group of people that does not identify specific individuals (i.e., Comfort Women, Holocaust Survivors, Volunteer Firefighters). This decision reflects the Ordinance's intention to increase women's visibility and their contributions to society. For example, the statue depicting Comfort Girls in Chinatown was classified as a statue depicting women, despite not representing specific historical women. However, a statue of a female presenting angel would not be counted in this data, as it does not represent an actual individual.

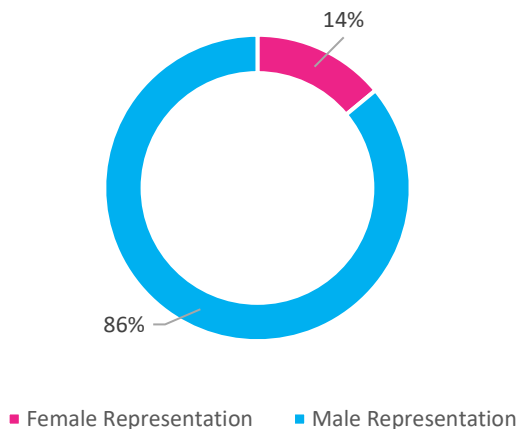
In this report, the terms "women" and "men" are used as identifiers that encompass the social, institutional and cultural roles and responsibilities of women and men, regardless of their sex assigned at birth. It is important to acknowledge that these definitions of gender identity may not be fully representative of the gender identities of San Franciscans and others throughout history. While the data submitted to the Departments did not identify gender beyond the male-female binary, there were 3 representations of transgender or nonbinary people in the Rainbow Honor Walk that were included. Future reports should ensure that our data collection can capture transgender and nonbinary representation.

VIII. Conclusion



This report looked at 1001 representations of historical individuals across four categories of public representation in San Francisco. The overall representation of women among these categories is 14 percent (140 representations), only half of the Ordinance's 30 percent goal. Women were represented in 21 percent of art pieces, 7 percent of street names, 30 percent of building names and 24 percent of parks and facilities. One of the four categories examined in this report (building names) has hit the 30 percent representation threshold set by the Ordinance. However, it should be noted that the goal of this Ordinance is a floor for representation, not a ceiling. Women comprise 50 percent of the population and should be represented in 50 percent of cases. While this report focuses on the 30 percent threshold outlined in the Ordinance, and it is commendable that this goal has been achieved in one of the four categories, true equity should remain our overall objective.

Total Female Representation



The data in this report demonstrated a slight increase in the representation of women since 2020; however, this was primarily due to an undercounting in our 2020 report. While there was little in the way of substantive changes in the overall representation of women in City property since 2020, there were a few examples of female representation, namely in the parks category.

Future reports should continue to refine and improve the data collection process for this report. Particular attention should be given to capturing the representation of transgender and

nonbinary people and expanding the types of representation that comprise the data in this report, such as two-dimensional art pieces. This should be accomplished by including new instructions outlining that Departments must provide data beyond the male-female binary to the Department on the Status of Women, as well as include two-dimensional art pieces in their data.

The representation of women in City property does not meet the goals set by the Ordinance. To hit the goal of the Ordinance in every category, the City would need to add 21 pieces of art, 200 streets and 14 parks or facilities named solely after women. Further, while building names have met the goals of the Ordinance, there would need to be 35 new buildings named after women to accomplish true parity between men and women.

If San Francisco is serious in its commitment to become a fully equitable City across all indexes, then the equal representation of women, girls and nonbinary people in public art, buildings, streets and parks is essential. People must see themselves reflected throughout our community.

To that end, the Department on the Status of Women recommends that all new representations of historical figures in San Francisco be named after, or represent, historical women, girls and/or nonbinary people, for the foreseeable future. Further, plans for new projects akin to the Rainbow Honor Walk that focus on the representation of these groups would go a long way toward improving their representation in public spaces. The City and County of San Francisco has an opportunity to make real progress, accomplish the goals set by the Ordinance and make representation more equitable for women, girls and nonbinary people. It's too important not to.

IX: Appendix 1- Representation of Women in City Property

Representation Name	Represented Gender	Representation Type	Agency Reporting
Art			
Lotta's Fountain	Female	Art	Arts Commission
Luisa Tetrizzini (1874-1940) Plaque	Female	Art	Arts Commission
Pioneer Mother	Female	Art	Arts Commission
California Theater Plaque	Male and Female	Art	Arts Commission
Florence Nightingale (1820-1910)	Female	Art	Arts Commission
Sarah B. Cooper Memorial	Female	Art	Arts Commission
Hagiwara Family Plaque	Male and Female	Art	Arts Commission
The Holocaust	Male and Female	Art	Arts Commission
Untitled	Male and Female	Art	Arts Commission
International Longshoremen's & Warehousemen's Union Memorial (ILWU)	Male and Female	Art	Arts Commission
Into the Light	Male and Female	Art	Arts Commission
Dianne Feinstein	Female	Art	Arts Commission
Abraham Lincoln Brigade National Monument	Male and Female	Art	Arts Commission
Spiral of Gratitude	Male and Female	Art	Arts Commission
Comfort Women's Column of Strength	Female	Art	Arts Commission
Fire Station #35 Public Art Project	Male and Female	Art	Arts Commission
Gertrude Atherton plaque, Lafayette Park	Female	Art	Rec and Park
Lila Delehanty Pioli plaque, McLaren Rhododendron Dell, GGP	Female	Art	Rec and Park

Representation Name	Represented Gender	Representation Type	Agency Reporting
Juana Briones Monument, Washington Square	Female	Art	Rec and Park
Jane Addams	Female	Art	Rainbow Honor Walk
Marie Equi	Female	Art	Rainbow Honor Walk
Barbara Jordan	Female	Art	Rainbow Honor Walk
Christine Jorgensen	Female	Art	Rainbow Honor Walk
Frida Kahlo	Female	Art	Rainbow Honor Walk
Del Martin	Female	Art	Rainbow Honor Walk
Sally Ride	Female	Art	Rainbow Honor Walk
Gertrude Stein	Female	Art	Rainbow Honor Walk
Virginia Woolf	Female	Art	Rainbow Honor Walk
Rikki Striecher	Female	Art	Rainbow Honor Walk
Chavela Vargas	Female	Art	Rainbow Honor Walk
Street Names			
ALICE B TOKLAS PL	Female	Street	DPW
ANTHONY ST	Female	Street	DPW
ARBALLO DR	Female	Street	DPW
BEATRICE LN	Female	Street	DPW
BERNICE RODGERS WAY	Female	Street	DPW
BERTHA LN	Female	Street	DPW
BERTIE MINOR LN	Female	Street	DPW
CAMERON WAY	Female	Street	DPW
CARDENAS AVE	Female	Street	DPW
CASTELO AVE	Female	Street	DPW
CHUMASERO DR	Female	Street	DPW
CLEO RAND AVE	Female	Street	DPW
COMMER CT	Female	Street	DPW
ELIZABETH ST	Female	Street	DPW

Representation Name	Represented Gender	Representation Type	Agency Reporting
ESPANOLA ST	Female	Street	DPW
FRIDA KAHLO WAY	Female	Street	DPW
GARLINGTON CT	Female	Street	DPW
MRS. JACKSON WAY	Female	Street	DPW
HARPER ST	Female	Street	DPW
ISADORA DUNCAN LN	Female	Street	DPW
JESSIE ST	Female	Street	DPW
JOSEPHA AVE	Female	Street	DPW
KEZAR DR	Female	Street	DPW
LILLIAN ST	Female	Street	DPW
LOTTIE BENNETT LN	Female	Street	DPW
MARY TERESA ST	Female	Street	DPW
MELBA AVE	Female	Street	DPW
NANCY PELOSI DR	Female	Street	DPW
OCTAVIA ST	Female	Street	DPW
ORA WAY	Female	Street	DPW
OSCEOLA LN	Female	Street	DPW
PLEASANT ST	Female	Street	DPW
ROSA PARKS LN	Female	Street	DPW
ROSIE LEE LN	Female	Street	DPW
SAINT MARYS AVE	Female	Street	DPW
SANTA ANA AVE	Female	Street	DPW
SANTA BARBARA AVE	Female	Street	DPW
SANTA CLARA AVE	Female	Street	DPW
SANTA YSABEL AVE	Female	Street	DPW
SERRANO DR	Female	Street	DPW
TANDANG SORA	Female	Street	DPW
WESTBROOK CT	Female	Street	DPW
WILLIE B KENNEDY DR	Female	Street	DPW
Building Names			
Bayview Opera House Ruth Williams Memorial Theater	Female	Building Name	ADM
Ella Hill Hutch Community Center	Female	Building Name	ADM
Fay Park Garage	Female	Building Name	ADM

Representation Name	Represented Gender	Representation Type	Agency Reporting
Maxine Hall Health Center	Female	Building Name	ADM
Anna E. Waden Branch Library	Female	Building Name	ADM
Sojourner Truth Child Center	Female	Building Name	ADM
Jeannik Mequet Littlefield Intermezzo Lounge	Female	Building Name	ADM
Elizabeth Murray Performers' Lounge	Female	Building Name	ADM
Diane B. Wilsey Center for Opera	Female	Building Name	ADM
Wattis Founders Room	Female	Building Name	ADM
Priscilla Chan and Mark Zuckerberg San Francisco General Hospital and Trauma Center	Male and Female	Building Name	ADM
Charlotte and George Shultz Horseshoe Drive	Male and Female	Building Name	ADM
Dianne and Tab Taube Atrium Theatre	Male and Female	Building Name	ADM
Noe Valley / Sally Brunn Branch Library	Female	Building Name	ADM
Mary Louise Strong Conference Room	Female	Building Name	ADM
Fulton Conference Room	Male and Female	Building Name	ADM
Koret Auditorium	Male and Female	Building Name	ADM
Syncip Family Conference Room	Male and Female	Building Name	ADM
The Walter and Elise Haas Grand Lounge	Male and Female	Building Name	ADM
Pier 52 Boat Launch - Corrine Woods	Female	Building Name	ADM
Betty Ann Ong Chinese Rec Center	Female	Building Name	ADM
(Josephine Dow) Randall Museum	Female	Building Name	ADM

Representation Name	Represented Gender	Representation Type	Agency Reporting
Elsa Strait Room, Eureka Valley Recreation Center	Female	Building Name	ADM
Helen Crocker Russell Library of Horticulture, Golden Gate Park	Female	Building Name	ADM
Mary Margaret Casey Recreation Building, Sunnyside Playground	Female	Building Name	ADM
Minnie & Lovie Ward Recreation Center	Male and Female	Building Name	ADM
Thelma and Henry Doelger Primate Discovery Center, SF Zoo	Male and Female	Building Name	ADM
Grand Staircase in the Rotunda	Female	Building Name	ADM
Parks and Facilities			
(Arabella) Huntington Park	Female	Park	Rec and Parks
(Helen and Jesse) Brooks Park	Male and Female	Park	Rec and Parks
(Honora) Sharp Park	Female	Park	Rec and Parks
(Margaret O) DuPont Tennis Courts	Female	Park	Rec and Parks
Alice Chalmers Playground	Female	Park	Rec and Parks
Alice Marble Tennis Courts	Female	Park	Rec and Parks
Allyne Park (Sisters Lucy and Edith)	Female	Park	Rec and Parks
Betty Ann Ong Chinese Recreation Center	Female	Park	Rec and Parks
The Dorothy Erskine Park	Female	Park	Rec and Parks
Helen Wills Playground	Female	Park	Rec and Parks
Ina Coolbrith Park	Female	Park	Rec and Parks

Representation Name	Represented Gender	Representation Type	Agency Reporting
Margaret Maryland Municipal Camp Ground	Female	Park	Rec and Parks
Margaret S. Hayward Playground	Female	Park	Rec and Parks
Mary B. Connolly Playground (Golden Gate Park)	Female	Park	Rec and Parks
Muriel Leff Mini-Park	Female	Park	Rec and Parks
Patricia's Green (Patricia Walkup)	Female	Park	Rec and Parks
Sue Bierman Park	Female	Park	Rec and Parks
Victoria Manolo Draves Park	Female	Park	Rec and Parks
Yik Oi Huang Peace & Friendship Park	Female	Park	Rec and Parks
Breon Gate	Female	Facilities	Rec and Parks
Charlotte Estes Sundial, West Portal Playground	Female	Facilities	Rec and Parks
Christine Breon Gate, Golden Gate Park	Female	Facilities	Rec and Parks
Corrine Rideout Fountain, Golden Gate Park	Female	Facilities	Rec and Parks
Fidelia Jewett/Lillien Martin Memorial Bench, Golden Gate Park	Female	Facilities	Rec and Parks
Helen Diller Playground, Mission Dolores Park	Female	Facilities	Rec and Parks
Helen Diller Playgrounds at Civic Center Plaza	Female	Facilities	Rec and Parks
Johanne Augusta Emily Marx Meadow, Golden Gate Park	Female	Facilities	Rec and Parks
Koret Children's Quarter, Golden Gate Park	Male and Female	Facilities	Rec and Parks

Representation Name	Represented Gender	Representation Type	Agency Reporting
Lisa & Douglas Goldman Tennis Center, Golden Gate Park	Male and Female	Facilities	Rec and Parks
Mary Beardslee Gate, GGP	Female	Facilities	Rec and Parks
Mother's Building (named after Delia Fleishhacker), SF Zoo	Male and Female	Facilities	Rec and Parks
Phoebe Apperson Hearst Fountain, Golden Gate Park	Female	Facilities	Rec and Parks
Queen Wilhelmina Garden, Golden Gate Park	Female	Facilities	Rec and Parks
Rhoda Goldman Concert Meadow, Sigmund Stern Grove	Female	Facilities	Rec and Parks
Rikki Streicher Field, Eureka Valley Recreation Center	Female	Facilities	Rec and Parks
Sidney Stein Rich bench, Golden Gate Park, Conservatory of Flowers	Female	Facilities	Rec and Parks
Strybing Arboretum, Golden Gate Park	Female	Facilities	Rec and Parks
Sue Bierman Grove, Golden Gate Park Panhandle	Female	Facilities	Rec and Parks

X. Acknowledgments

The Department on the Status of Women would like to thank the staff of the various departments who graciously assisted in collecting and providing data for this report.

This report was prepared by:

Dr. Kevin Roach, Research, Data and Evaluation Analyst, Department on the Status of Women

The cover image was provided by:

Lava Thomas

San Francisco Commission on the Status of Women

President Dr. Shokooh Miry

Vice President Dr. Raveena Rihal

Commissioner Sophia Andary

Commissioner Sharon Chung

Commissioner Dr. Anne Moses

Commissioner Ani Rivera

Commissioner Breanna Zwart

Kimberly Ellis, Director

Department on the Status of Women

This report is available on the Commission on the Status of Women website:

[\[link here when ready to post\]](#)

City and County of San Francisco

Department on the Status of Women

25 Van Ness Avenue, Suite 240

San Francisco, California 94102

sfgov.org/dosw

dosw@sfgov.org

415.252.2570